



SW Brantford Attendance Boundary Review: Committee Recommendation

Brant Haldimand Norfolk Catholic District School Board
May 23, 2023

Attendance Area Change Drivers



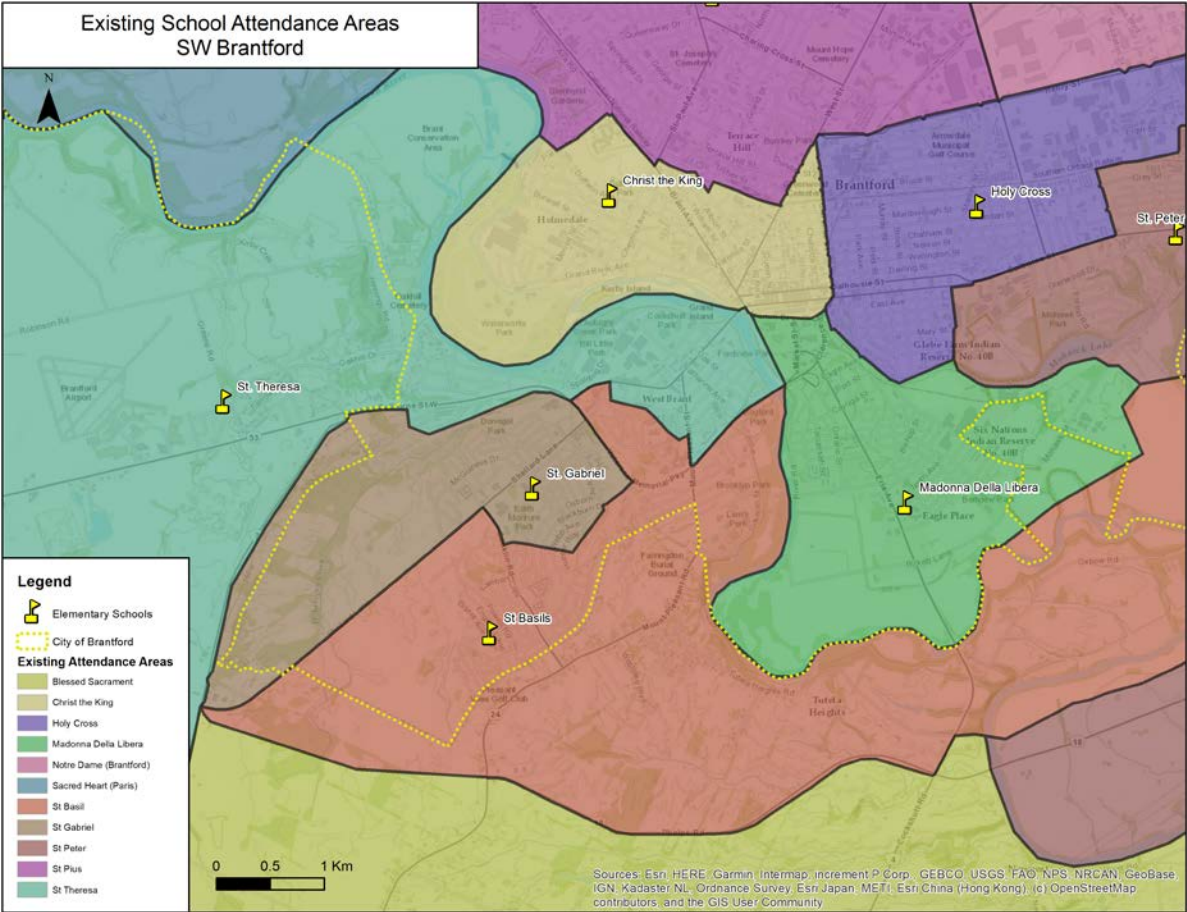
**Enrolment
Pressures**

New Schools

**Enrolment
Imbalance**

Program

Existing School Boundaries



Enrolment and Utilization

Current and Projected



School Name	On-The-Ground Capacity	HISTORICAL				PROJECTED		
		2011/ 2012	2016/ 2017	2020/ 2021	2021/ 2022	2022/ 2023	2026/ 2027	2031/ 2032
St. Basil	484.0	248	419	547	562	657	852	1,191
St. Gabriel	389.0	445	440	412	392	398	411	544
St Theresa	210.0	152	173	167	176	189	185	175
TOTAL	1,083.0	845	1,032	1,126	1,130	1,244	1,447	1,910

School Name	On-The-Ground Capacity	HISTORICAL				PROJECTED		
		2011/ 2012	2016/ 2017	2020/ 2021	2021/ 2022	2022/ 2023	2026/ 2027	2031/ 2032
St. Basil	484.0	51%	87%	113%	116%	136%	176%	246%
St. Gabriel	389.0	114%	113%	106%	101%	102%	106%	140%
St Theresa	210.0	72%	82%	80%	84%	90%	88%	83%
TOTAL	1,083.0	78%	95%	104%	104%	115%	134%	176%

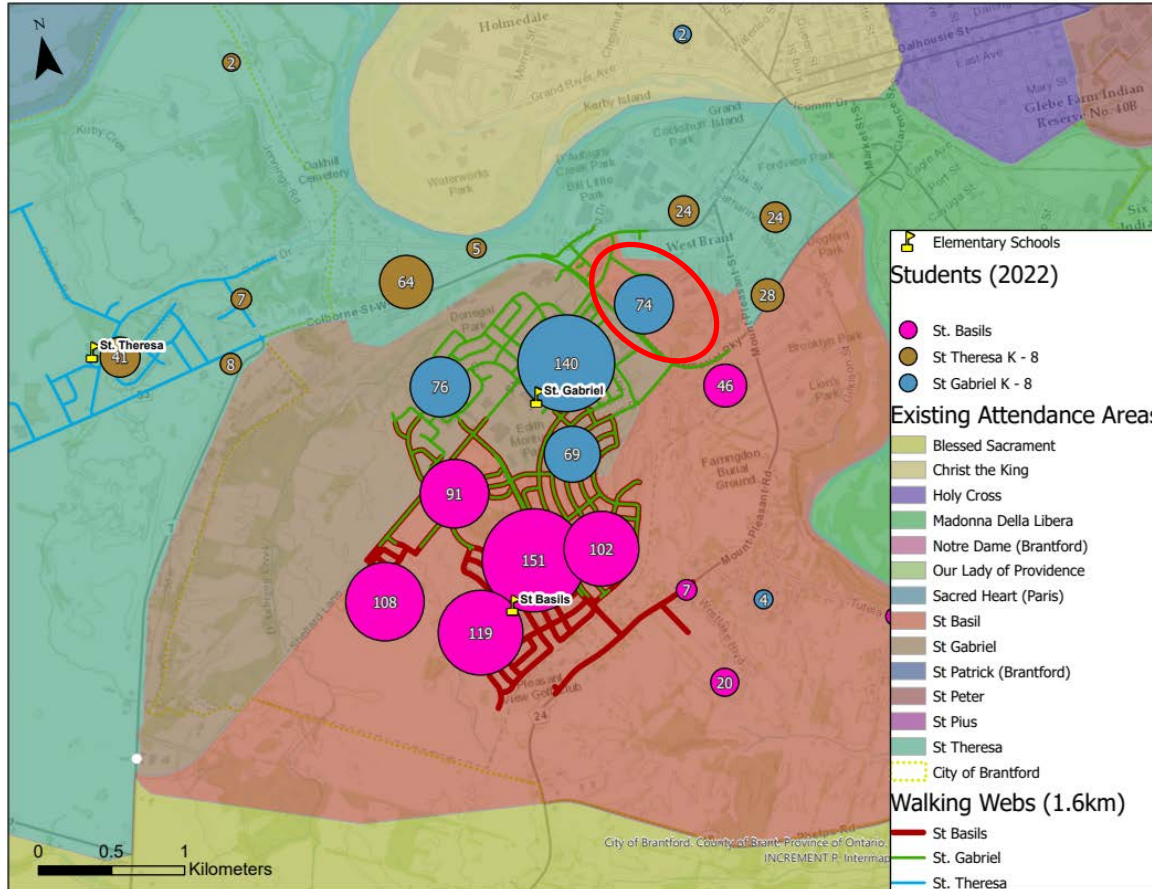
Border Crossing



Attending School	Border-Crossing “In” # of students from other school area, attending this school	Border-Crossing “Out” # of students from this school area, attending elsewhere	Border-Crossing “Net”
St. Basils	30	132	-102
St Gabriel K - 8	116	17	99
St Theresa K - 8	19	39	-20
Total	165	188	-23

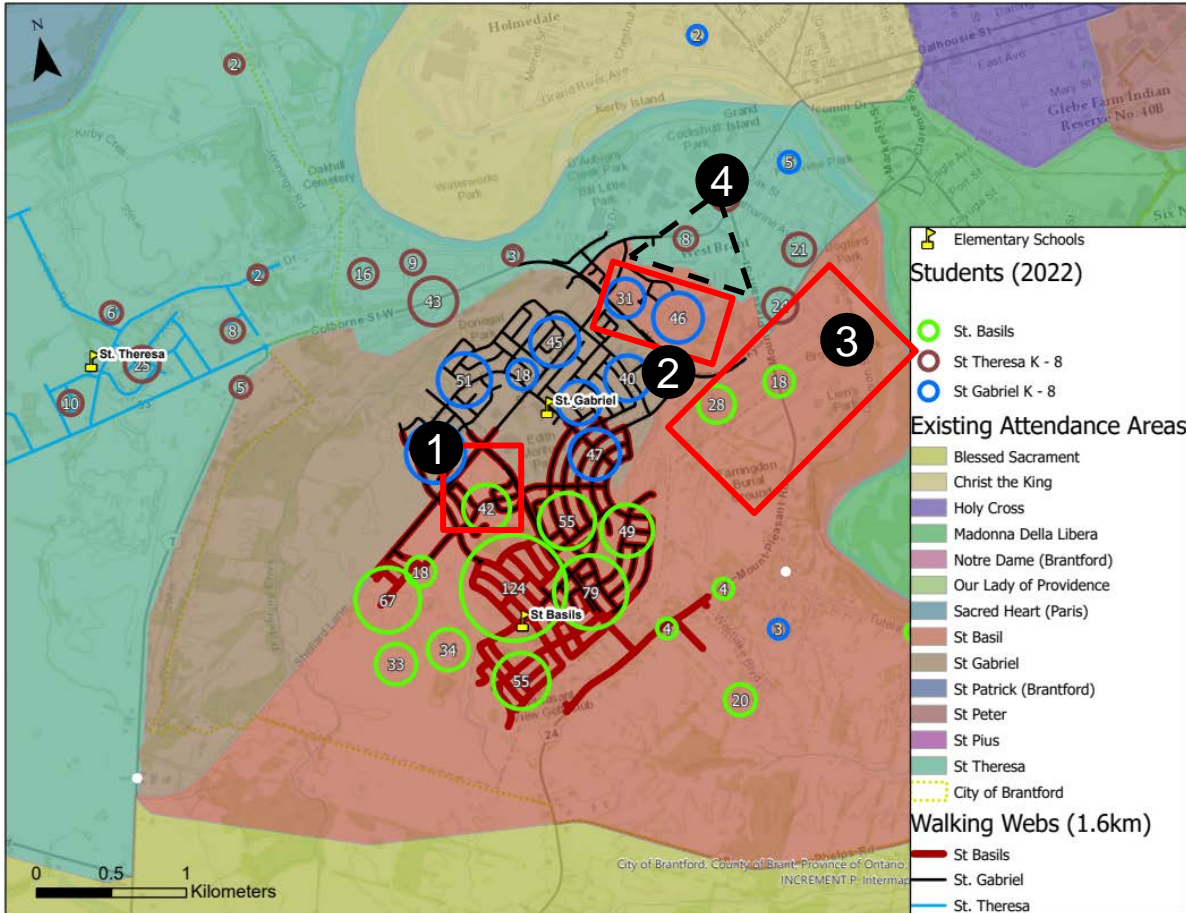
- 9 St. Basil’s students reside in the St. Gabriel boundary
- 88 St. Gabriel students reside in the St. Basil’s boundary
- 15 St. Gabriel students reside in the St. Theresa boundary
- 13 St. Theresa students reside in the St. Basil’s boundary

Border Crossing



- 9 St. Basil's students reside in the St. Gabriel boundary
- 88 St. Gabriel students reside in the St. Basil's boundary (majority in area circled in red)
- 15 St. Gabriel students reside in the St. Theresa boundary
- 13 St. Theresa students reside in the St. Basil's boundary

Areas of Students



- ~67 students in Area 1 – 4 attend Christ the King, 13 attend Madonna Della Libera (French Immersion), 10 attend St. Gabriel, 40 attend St. Basil.
- ~69 students in Area 2 – 1 attends St. Bernard of Clairvaux, 2 attend St. Theresa, 41 attend St. Gabriel, and 25 attend St. Basil.
- ~59 students in Area 3 – 1 attends Madonna Della Libera (French Immersion), 1 attends St. Theresa, 1 attends St. Patrick, 6 attend St. Gabriel, and 50 attend St. Basil.
- ~7 students in Area 4 – 2 attend Madonna Della Libera (French Immersion) and 5 attend St. Theresa.



Various Options Considered

1. Option 1

- Reduces enrolment by ~3 classrooms at St. Basil (utilization decreases to 121%)
- Increases utilization rates at St. Gabriel to 117% and St. Theresa to 99%

2. New Alternate Option 1b

- Similar utilization rates as Option 1 – however some swapping of areas between St. Theresa and St. Gabriel in response to public feedback.

3. Option 2

- Larger area directed to St. Theresa. Reduces St. Basil enrolment by ~3 classrooms (utilization decreases to 120%)
- Increases utilization rates at St. Gabriel to 109% and St. Theresa to 115%

Various Options Considered



4. Option 3

- Builds on Option 2 but adds an additional area from St. Basil to St. Gabriel. Reduces enrolment at St. Basil by ~4.5-5 classrooms (utilization decreases to 112%).
- Utilizations at St. Gabriel would be almost 120% and 115% at St. Theresa.

5. New Option 4

- Moves enrolment from St. Basil to St. Gabriel in the schools' shared walking area. Reduces enrolment at St. Basil by ~3.5 classrooms (utilization decreases to 119%).
- St. Gabriel utilization would be 124%.

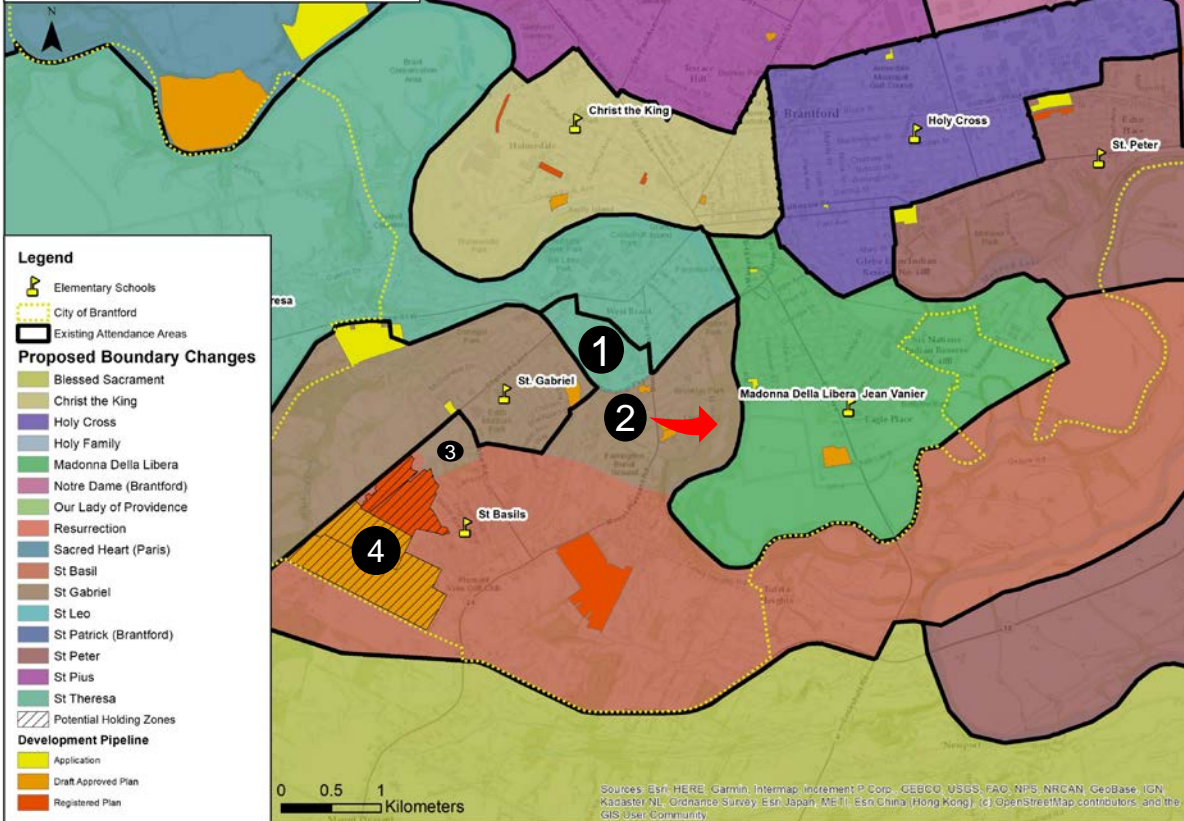
6. New Option 4b

- Builds on Option 4 but adds additional area from St. Basil to St. Theresa. Reduces enrolment at St. Basil by ~4.5 classrooms (utilization decreases further to 114%).

Final Committee Recommended Option



SW Brantford Final Recommendation School Attendance Areas



1

Area 1 directed to St. Theresa beginning in Sept 2023 for any new registrations. All existing students will have the option to remain at their existing school (i.e. St. Basil).

2

Area 2 will be directed to St. Gabriel beginning in Sept 2023 with existing grade 6 and 7's having the option to remain at their existing school (i.e. St. Basil).

3

Area 3 will be directed to St. Gabriel beginning in Sept 2023 with existing grade 6 and 7's having the option to remain at their existing school (i.e. St. Basil)

4

Area 4 will be identified as a holding area where new students arising from new residential development may be directed to a school identified as a holding school that has available capacity.

Final Committee Recommended Option



Current Conditions				
School	OTG	2022 Enrolment	Utilization	# of Portables (2022)
St Basil	484	658	136%	6
St. Gabriel	389	398	102%	6
St. Theresa	210	191	91%	0
Total	1,083	1,247	115%	12

Proposed Conditions				
School	OTG	2022 Enrolment	Utilization	# of Portables (2022)
St Basil	484	552	114%	3
St. Gabriel	389	480	123%	4
St. Theresa	210	215	102%	0
Total	1,083	1,247	115%	7

Note: Current St. Basil CES students in Area 1 have the choice to stay at St. Basil CES. If all students wish to stay, ~25 students would not leave St. Basil CES.

Final Committee Recommended Option

With legacy grade 6/7s in Areas 2 and 3



Current Conditions				
School	OTG	2022 Enrolment	Utilization	# of Portables (2022)
St Basil	484	658	136%	6
St. Gabriel	389	398	102%	6
St. Theresa	210	191	91%	0
Total	1,083	1,247	115%	12

Proposed Conditions				
School	OTG	2022 Enrolment	Utilization	# of Portables (2022)
St Basil	484	577	119%	4
St. Gabriel	389	455	117%	3
St. Theresa	210	215	102%	0
Total	1,083	1,247	115%	7

Note: Current St. Basil CES students in Area 1 have the choice to stay at St. Basil CES. If all students wish to stay, ~25 students would not leave St. Basil CES.

Implementation Decisions & Discussions



- Legacy Agreements
- *Transition/Implementation*
 - Communication
 - Program/Childcare/Other?
 - Staffing requirements/needs
 - School Space Audits/Temporary spaces

NEXT STEPS

- Trustee Consideration Of Final Options
- Trustee Decision
- Transitional Measures



QUESTIONS/COMMENTS?